

# VSU – SSO (Single Sign-On) for Office365 (O365) Process/Procedure for Users Instructions

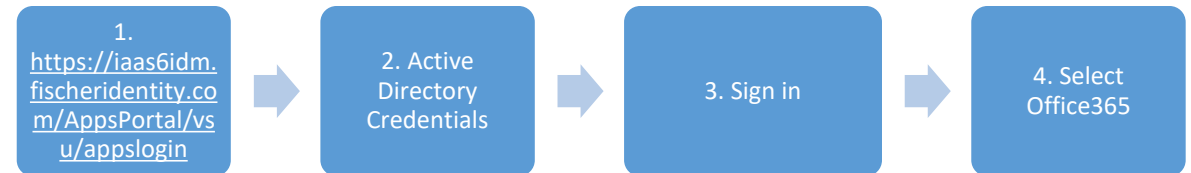



	<b>Agency / Department</b>	<b>Filename:</b>	<b>Version:</b>	<b>Created Date:</b>	<b>Revised Date:</b>	<b>Created By:</b>
	Virginia State University – IT Governance & Risk Management	VSU_SSO_Sign_In_Process_For_Office365_Instructions_2020.pptx	1.0	01/21/2020	01/21/2020	Christian A. Holloway

**SSO Platform Sign in for Office365** Instructions on the process/procedure for all users of Office365/Outlook for logging onto the system to access email/resources.

### VSU SSO Platform Sign in to O365

1. URL for selection is the following:  
<https://iaas6idm.fischeridentity.com/AppsPortal/vsu/appslogin>
2. User must have Active Directory Credentials.
3. Sign in.
4. Select Office365 icon.



Virginia State  
University SSO  
Platform Page


At right is the web  
page you will be  
directed to from the  
following URL:

<https://iaas6idm.fischeridentity.com/AppsPortal/vsu/appslogin>



Virginia State University SSO  
Platform Page

1. Select the Office365 icon to access the system
2. It will automatically provide a sign in to the Outlook email/resource systems.



*Technology Services  
Securing Academic  
Data On The Move*



End of Document