

VSU – SSO (Single Sign-On) for Office365 (O365) Process/Procedure for Users Instructions

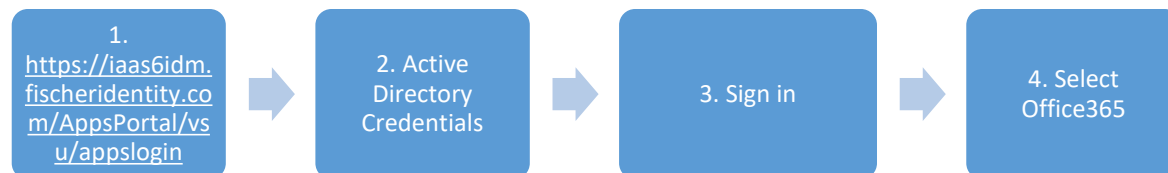



	Agency / Department	Filename:	Version:	Created Date:	Revised Date:	Created By:
	Virginia State University – IT Governance & Risk Management	VSU_SSO_Sign_In_Process_For_Office365_Instructions_2020.pptx	1.0	01/21/2020	01/21/2020	Christian A. Holloway

SSO Platform Sign in for Office365 Instructions on the process/procedure for all users of Office365/Outlook for logging onto the system to access email/resources.

VSU SSO Platform Sign in to O365

1. URL for selection is the following:
<https://iaas6idm.fischeridentity.com/AppsPortal/vsu/appslogin>
2. User must have Active Directory Credentials.
3. Sign in.
4. Select Office365 icon.



Virginia State
University SSO
Platform Page


At right is the web
page you will be
directed to from the
following URL:

<https://iaas6idm.fischeridentity.com/AppsPortal/vsu/appslogin>



Virginia State University SSO Platform Page

1. Select the Office365 icon to access the system
2. It will automatically provide a sign in to the Outlook email/resource systems.



***Technology Services
Securing Academic
Data On The Move***



End of Document