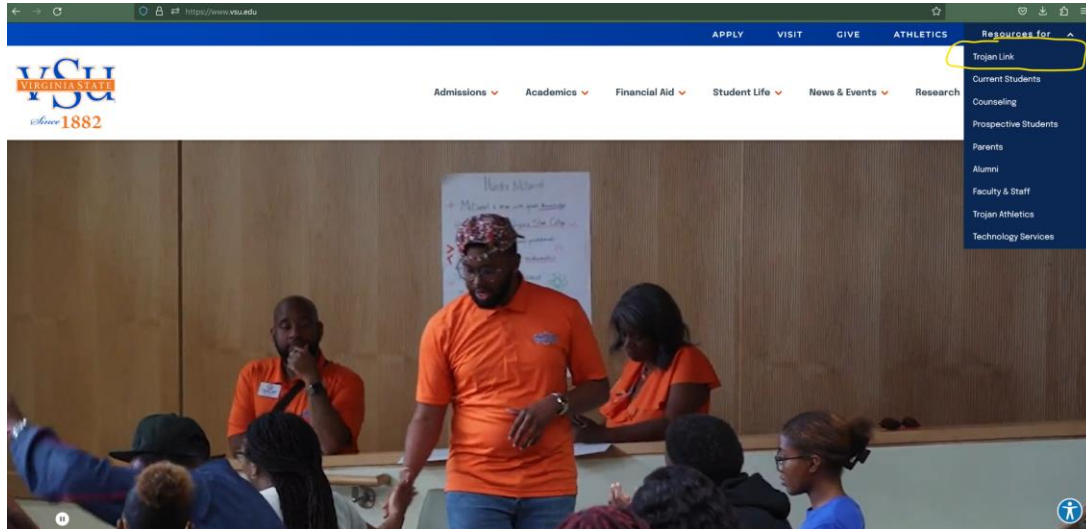
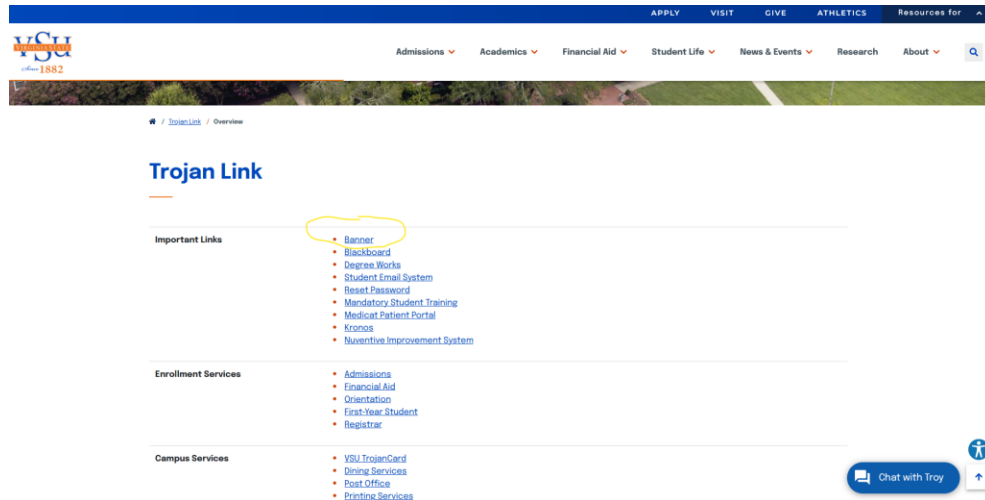


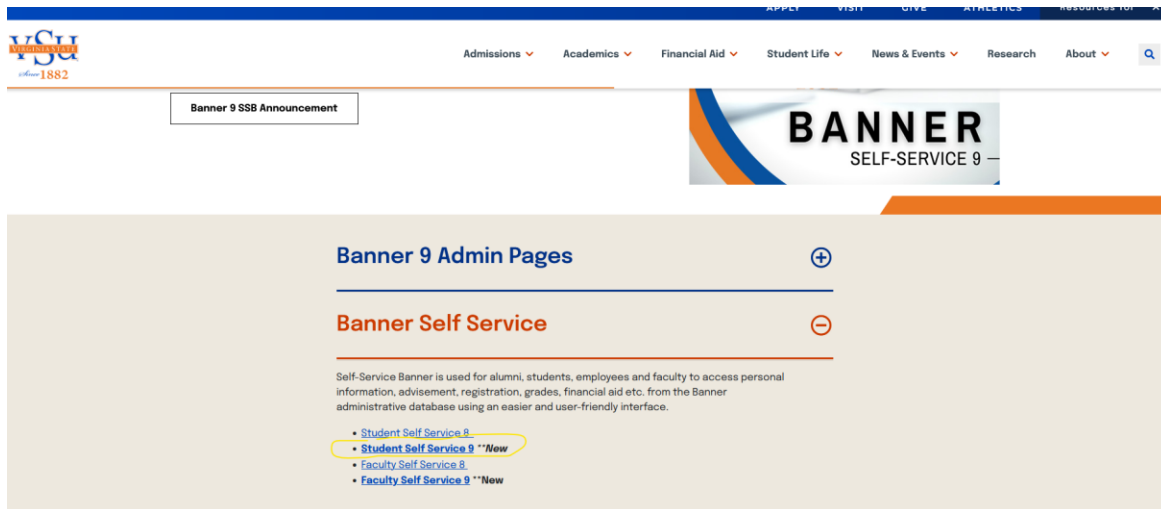
How to view your 1098-T online in Banner Self Service

- 1.) Go to <https://www.vsu.edu/> In the top right corner click on Resources for and select "[TROJAN LINK](#)" then "[BANNER](#)"



- 2.) Click Banner Self Service and select the "[Student Self Service 9](#)" link





- 3.) Log into your BANNER Self Service account using your username and password.



- 4.) On the main menu screen under Student Accounts, select "Tax Notification (1098-T)".

Student Services

Student Records

If you have any questions, please email the [Registrar](#).

- Registration
- Attendance Tracking
- Student Profile
- View Grades
- Apply to Graduate
- View Graduation Application
- Degree Evaluation
- View Transcript
- Personal Information

Student Accounts

If you have any questions, please email the [Bursar](#).

- Account Summary
- Account Detail For Term
- **Tax Notification (1098-T)**
- Account Information

Financial Aid

If you have any questions, please email [Financial Aid](#).

- Financial Aid
- Award Letter Details
- Award History Details

5.) Enter Tax Year 2024. Your 2024 1098-T form will be available for you to view and print

Tax Notification

Tax Year