

Virginia State University COVID-19 dashboard *last updated 2021-12-10*

This dashboard is updated by VSU's Data Science for the Public Good Program using data provided by VSU Health Services. This dashboard reflects the numbers for the Fall 2021 semester, beginning August 2, 2021


	New Positives (2021-12- 10)	Active Positives (2021-11-26 - 2021-12-10)	Tests this week (2021-12-05 - 2021-12-10)	Tested Positive Percent (since 2021-08- 02)	Total Positives (since 2021- 08-02)	Total Tests (since 2021- 08-02)
Employees	0	0	30	0.60%	6	1002
Students	0	1	68	0.32%	30	9340

New Positives: Cases reported on 2021-12-10. **Active Positives:** Positive cases documented within 14 days of 2021-12-10, either from self-report or testing. **Tests this week:** Rapid tests administered between Monday and Friday of the current week. **Tested Percent Positive:** Cumulative positive test results divided by the cumulative Fall 2021 tests administered. **Tested Positive:** All student and employee diagnostic and surveillance test results from 2021-08-02 - 2021-12-10. **Total tests:** Cumulative tests through the Fall 2021 semester, beginning 2021-08-02.

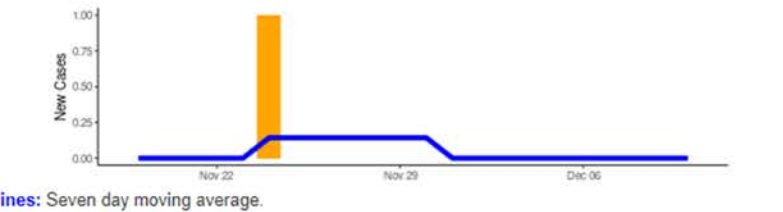
Off campus isolation (2021-11- 19)	On campus isolation (2021-11- 19)	Total occupancy	Percent occupancy (2021-11-19)
0	0	110	0.00%

Off campus isolation refers to VSU students that have tested positive for COVID-19 and are isolating at home or the off campus location of their choosing. **On campus isolation** refers to VSU students that tested positive for COVID-19 and are isolating in designated facilities on VSU's campus. **Total occupancy** refers to the total number of beds VSU has designated for on campus isolation. **Percent occupancy** refers to the proportion of the isolation beds that are currently in use. This data will be updated weekly.

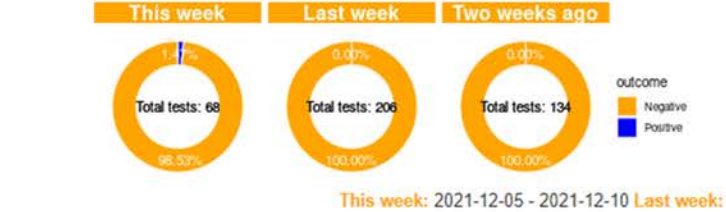
Daily Positive Student Tests - Last 3 Weeks



Daily Positive Employee Tests - Last 3 Weeks

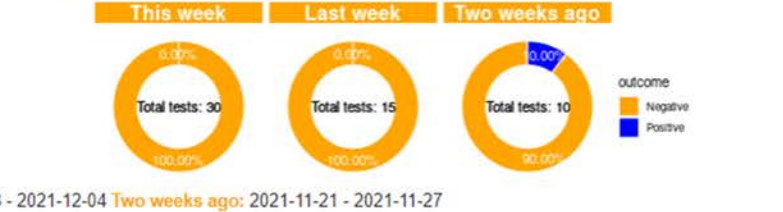


Student Positive Test Rate - Last 3 Weeks

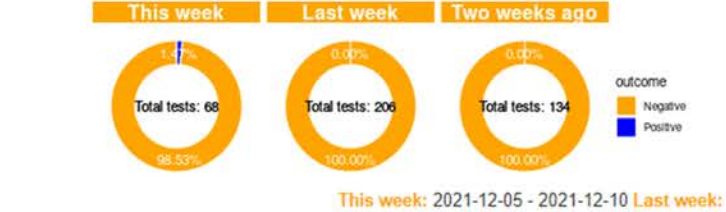


This week: 2021-12-05 - 2021-12-10 Last week: 2021-11-28 - 2021-12-04 Two weeks ago: 2021-11-21 - 2021-11-27

Employee Positive Test Rate - Last 3 Weeks

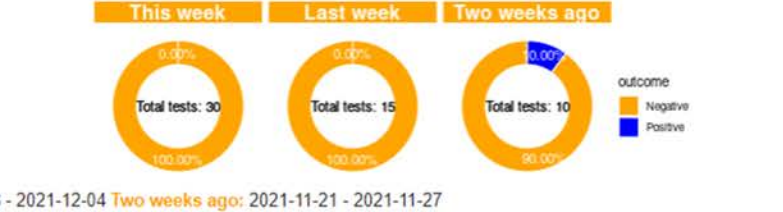


Student Positive Test Rate - Last 3 Weeks



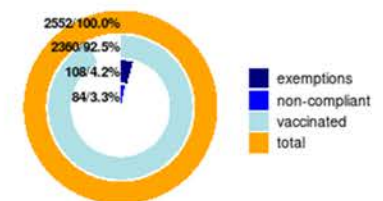
This week: 2021-12-05 - 2021-12-10 Last week: 2021-11-28 - 2021-12-04 Two weeks ago: 2021-11-21 - 2021-11-27

Employee Positive Test Rate - Last 3 Weeks

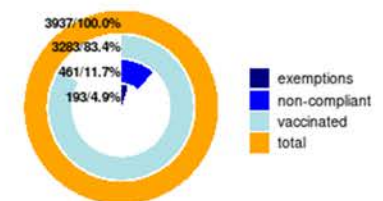


Covid-19 Vaccination Data, *last updated 2021-11-12*

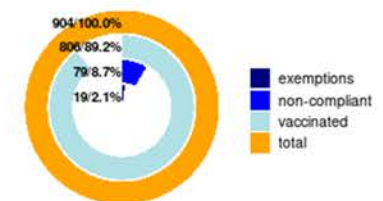
Residential students



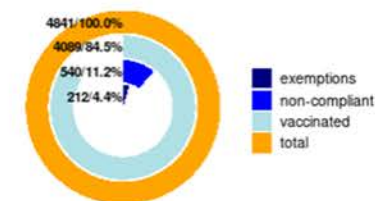
All students



Employees



Campus population



VSU's vaccination data comes from documentation submitted by students and employees to VSU's Health Services. **Exemptions** are UNVACCINATED individuals that have received either a medical or religious exemption. **Non-compliant** refers to UNVACCINATED individuals that have not submitted proof of vaccination AND do not have a medical or religious exemption. **Vaccinated** refers to individuals who have received at least one shot of a COVID-19 vaccine. **Residential students** refers to all students that live in on-campus dormitories. **All students** refers to all students that come to campus, including both residential and commuter students. **Employees** refers to all faculty, staff, and administrators that work at VSU. **Campus population** refers to all faculty, staff, students, and administrators. It is the sum of the All students and Employees groups. This data will be updated weekly.